


Today's Presentation

- Watershed Revenue and Budget Review
- Capital Maintenance Fee Impact
 - Example: Tamalpais Union High School District
- Proposition 218 Notice
- Next Steps


2



Watershed Revenues

	Projected Revenue FY2019	Projected Revenue FY2020	Projected Revenue FY2021
Watershed Management Fee	4,476,444	4,709,083	4,900,439
Watershed Other Revenue	1,340,000	1,340,000	1,340,000
CMF	-	1,000,000	1,040,000
Total Watershed Revenue	5,816,444	7,049,083	7,280,439
 Expected Grant Reimbursement	 310,000	 853,000	

3




Fire and Fuels Protection

FY20 increase \$946,490*

Watershed FY19-FY21	Adopted Budget FY2019	Proposed Budget FY2020	Increase / (decrease)	Proposed Budget FY2021	Increase / (decrease)
Vegetation & Wildlife Management	1,198,288	1,091,500	(106,788)	1,127,169	35,669
Watershed Maintenance	2,300,741	2,059,019	(241,722)	2,137,305	78,286
subtotal	3,499,029	3,150,519	(348,510)	3,264,474	113,955
Capital Equipment Purchases WS Maintenance	64,000	284,000	220,000	104,000	(180,000)
Natural Resource Projects (\$1M CMF funded)	-	1,075,000	1,075,000	1,179,000	104,000
subtotal	64,000	1,359,000	1,295,000	1,283,000	(76,000)
Grand Total Veg., Wildlife, Maintenance	3,563,029	4,509,519	946,490	4,547,474	37,955

*Higher than the \$357k reported on February 28, 2019 due to including Watershed related capital equipment expenditures, such as an excavator, etc., and accounting for capitalized labor

4




Overall Watershed Budget

	Adopted Budget FY2019	Proposed Budget FY2020	Increase / (decrease)	Proposed Budget FY2021	Increase / (decrease)
Watershed Administration	481,655	456,440	(25,215)	474,679	18,239
Watershed Protection	1,312,138	1,270,922	(41,216)	1,312,546	41,624
Fisheries	635,997	605,671	(30,326)	547,927	(57,744)
Vegetation & Wildlife Management	1,198,288	1,091,500	(106,788)	1,127,169	35,669
Watershed Maintenance	2,300,741	2,059,019	(241,722)	2,137,305	78,286
Operating Budget Total	5,928,819	5,483,552	(445,267)	5,599,626	116,074
Capital Equipment Purchases	124,000	308,504	184,504	172,000	(136,504)
Watershed Structure Improvement	275,000	100,000	(175,000)	649,000	549,000
Watershed Trail Improvement		165,000	165,000	402,000	237,000
Natural Resource Projects funded through CMF		1,075,000	1,075,000	1,179,000	104,000
Capital Budget Total	399,000	1,648,504	1,249,504	2,402,000	753,496
Total Watershed Budget*	6,327,819	7,132,056	804,237	8,001,626	869,570
Grant Projects - Watershed	4,104,000	1,548,000	(2,556,000)	-	(1,548,000)
Grants in process		1,550,000		1,500,000	
Total Grants	4,104,000	3,098,000	(1,006,000)	1,500,000	(1,598,000)

* The difference between the Watershed budget and revenues is made up by other operating budget revenues

5



Capital Maintenance Fee Impact


Example: Tamalpais Union High School District

Increase due to CMF is \$41,445.67*

Size	Qty.	Amount (\$)
5/8"	1	163.50
1"	2	408.74
1 1/2"	2	817.47
2"	3	1,307.95
3"	5	2,861.14
4"	4	5,150.05

*During the February 28, 2019 Finance Committee meeting a member of the public incorrectly reported that the Schools District's CMF increase would be \$160k.


6



MARIN MUNICIPAL WATER DISTRICT

Proposition 218 Notice

- Revised to incorporate Board comments and suggestions
- Proceeding with the Proposition 218 Notice does not preclude further Board considerations, including:
 - Initial duration of the CMF from 10 years to a lesser duration
 - A 2-year phase in period for the CMF
 - Collection on the bi-monthly bill versus the property tax bill



220 Nellis Ave.
Corte Madera, CA 94925

Notice of Public Hearing on Proposed Water Service Rates, Fees and Charges

The Marin Municipal Water District (MMWD) Board of Directors will hold a public hearing to consider proposed increases to our water service rates, fees and charges. We invite and encourage the public to attend.

Tuesday, May 14, 2019, starting at 7:30 p.m.
Marin Municipal Water District
220 Nellis Ave., Corte Madera, CA 94925

Notice of Public Hearing on Proposed Water Service Rates, Fees and Charges

The Marin Municipal Water District (MMWD) Board of Directors will hold a public hearing to consider proposed increases to the water service rates, fees and charges. We invite and encourage the public to attend.

Tuesday, May 14, 2019, starting at 7:30 p.m.
Marin Municipal Water District
220 Nellis Ave., Corte Madera, CA 94925


How to Submit a Protest

To protest the proposed rates, you must submit your protest in writing, even if you plan to attend the public hearing. If written protests are submitted by a majority of the affected property owners in a community, the proposed rate changes will not be imposed. Only new written protests will be counted per identified parcel.

Your written protest must be received prior to the close of the May 14, 2019 public hearing. Written protests must identify the parcel (parcel number) or utility (MMWD) account number or address for which the protest is submitted. Written protests also must include a signature of the owner/property owner or utility customer and a statement that the person is opposed to the proposed rates, fees and charges. Send or deliver written protests to:

Stephanie Echner-Gross, Board Secretary
Marin Municipal Water District
220 Nellis Ave., Corte Madera, CA 94925

7



MARIN MUNICIPAL WATER DISTRICT

Next Steps

March 5, 2019	Draft Prop 218 Notice
April 10, 2019	Community Outreach and Public Rate Workshop: San Rafael
April 25, 2019	Community Outreach and Public Rate Workshop: Mill Valley
May 14, 2019	Prop 218 Public Hearing Establish rates for FY2020-2023 and CMF
June 4, 2019	Adopt 2 year budget

8